










This item includes:

							
Item No.: 2773-500	2	Item No.: 2773-402		Item No.: 2773-408	8	Item No.: 2773-403	30
Mounting carrier; for single- and double-row con.; 2773 Series; for DIN-35 rail mounting/screw mounting; orange		PUSH WIRE® splicing connector; for solid and stranded conductors; max. 4 mm²; 2-conductor; transparent housing; white cover; Surrounding air temperature: max 85°C (T85); 4,00 mm²; transparent		PUSH WIRE® splicing connector; for solid and stranded conductors; max. 4 mm²; 8-conductor; transparent housing; light gray cover; Surrounding air temperature: max 85°C (T85); 4,00 mm²; transparent		PUSH WIRE® splicing connector; for solid and stranded conductors; max. 4 mm²; 3-conductor; transparent housing; orange cover; Surrounding air temperature: max 85°C (T85); 4,00 mm²; transparent	
							
Item No.: 2773-404		Item No.: 2773-405		Item No.: 2773-406	10		
PUSH WIRE® splicing connector; for solid and stranded conductors; max. 4 mm²; 4-conductor; transparent housing; red cover; Surrounding air temperature: max 85°C (T85); 4,00 mm²; transparent		PUSH WIRE® splicing connector; for solid and stranded conductors; max. 4 mm²; 5-conductor; transparent housing; yellow cover; Surrounding air temperature: max 85°C (T85); 4,00 mm²; transparent		PUSH WIRE® splicing connector; for solid and stranded conductors; max. 4 mm²; 6-conductor; transparent housing; Gray cover; Surrounding air temperature: max 85°C (T85); 4,00 mm²; transparent			

Notes

Safety management note	NOTICE: Observe installation and safety instructions! <ul style="list-style-type: none">• Only to be used by electricians!• Do not work under voltage/load!• Use only for proper use!• Observe national regulations/standards/guidelines!• Observe technical specifications for the products!• Observe the number of permissible potentials!• Do not use damaged/dirty components!• Observe conductor types, cross-sections and strip lengths!• Insert conductor until it hits the product's backstop!• Use original accessories! To be sold only with installation instructions!
------------------------	--



Physical data		
Width		259 mm / 10.197 inches
Height		42 mm / 1.654 inches
Depth		106 mm / 4.173 inches

Material data		
Note (material data)		Information on material specifications can be found here
Fire load		2.364 MJ
Weight		428.1 g

Commercial data		
ETIM 8.0		EC000446
ETIM 7.0		EC000446
PU (SPU)		1 pcs
Packaging type		Box
Country of origin		DE
GTIN		4055143950909
Customs tariff number		85369010000

Environmental Product Compliance		
RoHS Compliance Status		Compliant,No Exemption

Downloads

Environmental Product Compliance

Compliance Search

Environmental Product Compliance 887-800

↓